



# HOW TO WASH YOUR HANDS

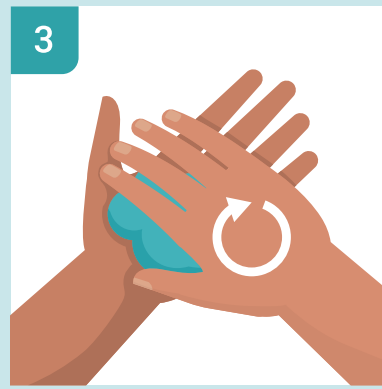
PROTECT YOURSELF AND OTHERS AGAINST INFECTIONS



1 WET HANDS



2 APPLY SOAP



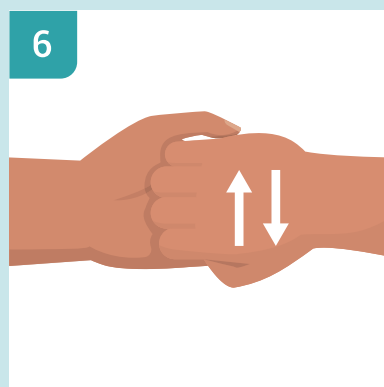
3 RUB HANDS  
PALM TO PALM



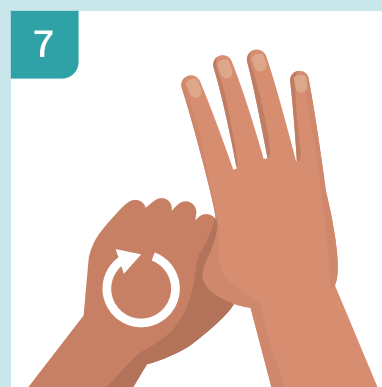
4 LATHER THE BACKS  
OF YOUR HANDS



5 SCRUB  
BETWEEN YOUR FINGERS



6 RUB THE BACKS  
OF FINGERS ON  
THE OPPOSING PALMS



7 CLEAN THUMBS




8 WASH FINGERNAILS  
AND FINGERTIPS



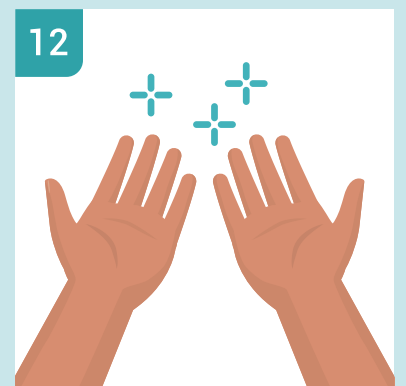
9 RINSE HANDS



10 DRY WITH  
A SINGLE USE TOWEL



11 USE THE TOWEL  
TO TURN OFF THE FAUCET



12 YOUR HANDS ARE CLEAN

## APPLICATION OF HAND SANITIZER



1 APPLY THE PRODUCT ON  
THE PALM OF ONE HAND



2 RUB HANDS TOGETHER



3 COVER ALL SURFACES  
UNTIL HANDS FEEL DRY  
(20 SEC)

# YOUR COMPANY